

Movers Speaking

Summary of Procedures





The usher introduces the child to the examiner. The examiner asks the child 'What's your name?' and 'How old are you?'

1. The examiner asks the child to describe several differences between the two Find the Differences pictures, e.g. 'Here it's a cloudy day, but here it's a sunny day.'
2. The examiner tells the child the name of the story and describes the first picture, e.g. 'These pictures show a story. It's called, "Fred loves food". Look at the pictures first. (Pause) Fred's at home with his family. They're in the kitchen and Mum's giving him his dinner.' The examiner then asks the child to continue the story. The title of the story and the name of the main character(s) is shown with the pictures in the candidate booklet.
3. The examiner demonstrates how to do this task with the first set of four odd-one-out pictures and then asks the child to choose one picture in the other three sets and say which is different and why. For example, 'You don't eat a book. You read it.'
4. The examiner asks questions about a topic, e.g. 'Let's now talk about parties. What do you eat at parties?'



MOVERS SPEAKING. Find the Differences

Fred loves food



MOVERS SPEAKING: Picture Story

TEST ONE

